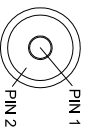


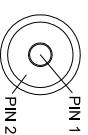
Rev/No	Revision note	Date	Signature	Checked
1.	ASSEMBLY PLANT NUMBER ADDED.	28/05/2010	SM	AL



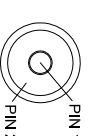
PIN #	WIRE COLOUR	DESCRIPTION
1	RED	+12V
2	BLACK	GND
3	WHITE	AUDIO
4	YELLOW	VIDEO



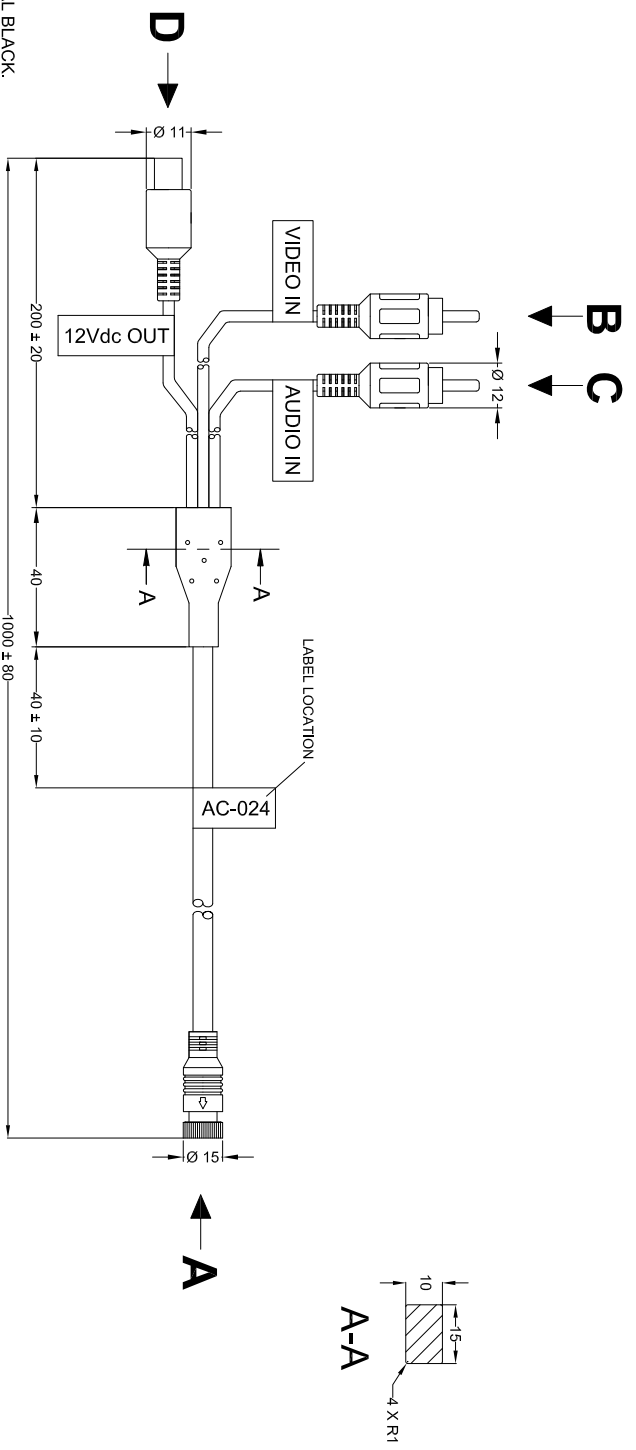
PIN #	WIRE COLOUR	DESCRIPTION
1	YELLOW	VIDEO INPUT
2	BLACK	GND



PIN #	WIRE COLOUR	DESCRIPTION
1	WHITE	AUDIO INPUT
2	BLACK	GND



PIN #	WIRE COLOUR	DESCRIPTION
1	RED	12Vdc OUT
2	BLACK	GND



- SPECIFICATIONS**
- 1) ALL LABELS SHOULD BE SILVER.
  - 2) ALL INK SHOULD BE PERMANENT BLACK.
  - 3) FONT USED ON LABELS SHOULD BE ARIAL BLACK.
  - 4) ALL TEXT PRINTED SHOULD BE 4MM.
  - 5) CONNECTOR GUIDES MUST LINE UP WITH ARROW.

**NOTES:**  
**DIMENSIONS IN MM**

PROPRIETARY NOTICE  
 THIS DESIGN AND TECHNICAL INFORMATION APPEARING ON THIS DRAWING IS THE PROPERTY OF BRIGADE ELECTRONICS PLC, AND IS DISCLOSED IN CONFIDENCE. IT IS NOT TO BE COPIED, REPRODUCED, REVEALED TO OR APPROPRIATE BY OTHERS, EITHER IN WHOLE OR IN PART WITHOUT THE EXPRESS WRITTEN CONSENT OF BRIGADE ELECTRONICS PLC.

Item#	Quantity	Title/Name, designation, material, dimension etc	Article No./Reference
Designed by MOUTIER	Checked by BCHLDS	Approved by - date DIERAL	Date 04/02/2010
<b>BRIGADE ELECTRONICS</b>			<b>AC-024 (#3183)</b>
BE-000990-01-10			Edition A
ASSEMBLY PLANT REF: #6			Scale N/A
SHEET 1/1			Sheet 1/1